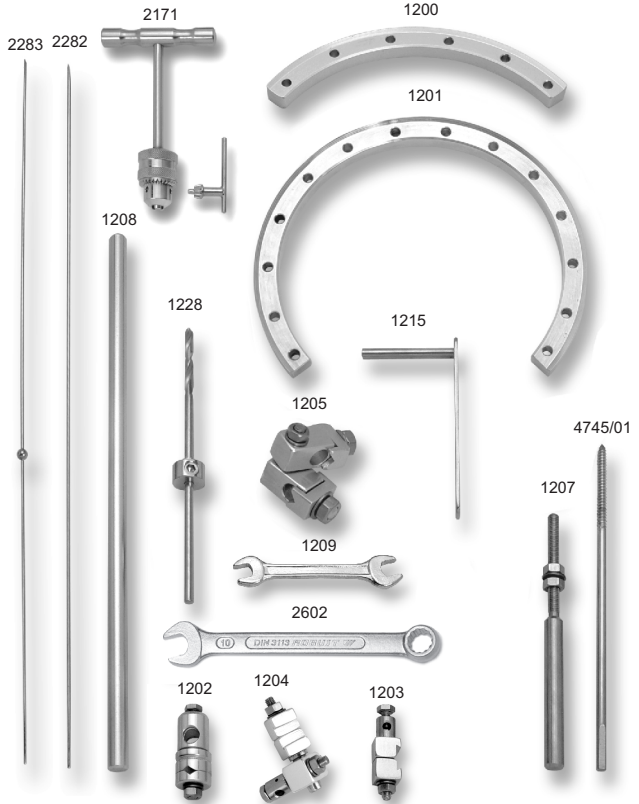
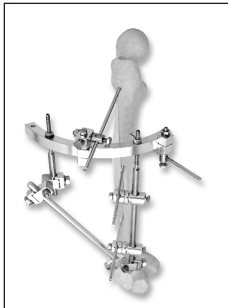
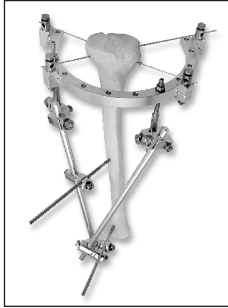


FIXADOR EXTERNO CIRCULAR PARA REDUÇÃO E ALONGAMENTO

Circular External Fixator for Fracture Reduction and Lengthening



1200	SEMI ANEL 1/4 x 205 mm <i>Semi Ring</i>
1201/01	SEMI ANEL 3/4 x 115 mm <i>Semi Ring</i>
1201/02	SEMI ANEL 3/4 x 140 mm <i>Semi Ring</i>
1201/03	SEMI ANEL 3/4 x 165 mm <i>Semi Ring</i>
1201/04	SEMI ANEL 3/4 x 205 mm <i>Semi Ring</i>
1202	CONECTOR TUBO PINO <i>Tube Pin Connector</i>
1203	CONECTOR ANEL PINO <i>Ring Pin Connector</i>
1204	CONECTOR ANEL, FIO E PINO <i>Rod Wire Ring Connector</i>

1205	CONECTOR BARRA BARRA <i>Rod Rod Connector</i>
1207/01	HASTE TELESCÓPICA 260 mm <i>Telescopic Rod</i>
1207/02	HASTE TELESCÓPICA 360 mm <i>Telescopic Rod</i>
1208/01	BARRA LISA Ø 10 x 200 mm <i>Smooth Rod</i>
1208/02	BARRA LISA Ø 10 x 250 mm <i>Smooth Rod</i>
1208/03	BARRA LISA Ø 10 x 300 mm <i>Smooth Rod</i>
1208/04	BARRA LISA Ø 10 x 400 mm <i>Smooth Rod</i>
1209	CHAVE FIXA 10 x 13 mm <i>Fixed Wrench</i>
1215/03	GUIA DE BROCA Ø 3,2 mm <i>Drill Guide</i>

FIO LISO *Smooth Wire*

REF.	Ø mm	COMPR. Length
2282/01	1,5	250
/02	1,8	370

FIO LISO ESFERA *Wire with Sphere*

REF.	Ø mm	COMPR. Length
2283/01	1,5	250
/02	1,8	400

1228	BROCA COM STOP Ø 3,2X200 mm <i>Stop Drill</i>
2171	CHAVE "T" <i>"T" Wrench</i>
2602	CHAVE 10 COMBINADA <i>Combined Wrench</i>
4745/01	PINO DE SCHANZ 4,8 X 160mm <i>Combined Wrench</i>